



Anguilliform fish reveal large scale contamination by mine trace elements in the coral reefs of New Caledonia



Xavier Bonnet^{a,*}, Marine J. Briand^{a,b}, François Brischoux^a, Yves Letourneur^b, Thomas Fauvel^a, Paco Bustamante^c

^a Centre d'Etudes Biologiques de Chizé, CEBC – CNRS UPR 1934, 79360 Villiers en Bois, France

^b Université de la Nouvelle-Calédonie, Laboratoire LIVE, LABEX Corail, BP R4, 98851 Nouméa Cedex, New Caledonia

^c Littoral Environnement et Sociétés (LIENSs), UMR 7266 CNRS – Université La Rochelle, 2 rue Olympe de Gouges, F-17000 La Rochelle, France

HIGHLIGHTS

- Coral fish of New Caledonia are highly contaminated by various trace elements.
- The main trace elements (e.g. Ni, Cr, Co) are typical from mining activity.
- This contamination extends from the coast to the barrier reef.
- Thus, the whole lagoon may well be contaminated.

ARTICLE INFO

Article history:

Received 10 July 2013

Received in revised form 1 October 2013

Accepted 9 October 2013

Available online xxxx

Keywords:

Trace elements

Chromium

Nickel

Lagoon

Mines

Sea kraits

ABSTRACT

Due to intensive mining activity, increasing urbanization and industrialization, vast amounts of contaminants are discharged into the lagoon of New Caledonia, one of the largest continuous coral reef systems and a major biodiversity hotspot. The levels of 11 trace element concentrations were examined in the muscles of predator fish in the south-western lagoon (moray eels and congers). These species are sedentary, widespread, abundant, and they are easily collected using a sea snake sampling technique. We found the highest mean and maximal concentrations of different trace elements ever found in coral fish, notably regarding trace elements typical from mining activity (e.g., mean values for Cr and Ni, respectively: $5.53 \pm 6.99 \mu\text{g g}^{-1}$ [max, $35.7 \mu\text{g g}^{-1}$] and $2.84 \pm 3.38 \mu\text{g g}^{-1}$ [max, $18.0 \mu\text{g g}^{-1}$]). Results show that important trace element contamination extends throughout the lagoon to the barrier reef, following a concentration gradient from the oldest nickel factory (Nouméa).

© 2013 Elsevier B.V. All rights reserved.

1. Introduction

The lagoons of New Caledonia, SW Pacific Ocean spread over a very large area (24,000 km²). They are one of the largest sanctuaries for the marine diversity of the planet; it is therefore of prime importance to identify and assess potential threats to these biodiversity hotspots (Myers et al., 2000).

Increasing world demand for strategic metals, nickel (Ni) and cobalt (Co) for instance (Manheim, 1986; Parkinson, 2005), resulted in an intense exploitation of ores, the construction of new factories and the opening of new open sky mines in New Caledonia. Currently, Ni and Co extraction necessitates processing extremely large amounts of garnierites, laterites and saprolites, typical ores with low Ni and Co content (e.g. 1.5% of Ni in some mines, <http://www.sln.nc>). This involves

total forest clearing of vast land surfaces, and thus entails strong erosion because the climate regime of New Caledonia is characterized by an alternation of dry and wet seasons, episodic cyclones, and torrential hydrological regimes (Pesin et al., 1995). For instance, the mine and nickel factory complex recently established in the Bay of Prony (Goro-Nickel, Vale Inco, 22°19'S–166°55'E) spreads out over 500 km²; in addition the factory will discharge 10 million cubic meters per year of effluents in the lagoon (Massabuau et al., 2006; http://www.vale.nc/activites/i_usine). Another large nickel factory (SLN, Société Le Nickel) situated in the Nouméa harbor is functioning since more than a century and is provisioned by seven mining sites spread across New Caledonia (<http://www.sln.nc>). The overall mining activities generate massive sediment deposits (Bird et al., 1984; Ambatsian et al., 1997; Ouillon et al., 2010; Garcin et al., 2013) and a marked metal contamination of the coastal seawaters (Hédouin et al., 2009) that may threaten coral reefs (Walker and Ormond, 1982; Rogers, 1990).

However, possible environmental impact of mine industry on coral reefs remains unclear. Indeed, Nouméa (the main city) and surroundings

* Corresponding author. Tel.: +33 549 097 879; fax: +33 549 096 111.

E-mail address: bonnet@cebc.cnrs.fr (X. Bonnet).

are fast developing urbanized and industrialized areas where approximately 250,000 people exert strong environmental pressure (Cantin et al., 2007; Lewis et al., 2009). Large amounts of polluted waters are directly discharged into the sea. The capacities of the existing water-treatment plants are critically insufficient (<50% of the requirements, A2EP, 2009). The respective impacts of related mining activities compared to other anthropogenic activities on the reef ecosystems have not been quantified. Although biomonitoring surveys have been carried out to examine some of these issues (Metian et al., 2008, 2013; Chauvel et al., 2009; Hédouin et al., 2009), the impact of urban and industrial pollution on the reef ecosystems in the lagoon of New Caledonia is still a major issue. No information is available regarding large scale contaminations (either regarding trace element or persistent organic pollutants, POPs) or large scale environmental impact caused by pollution (Lewis et al., 2012; Rhind, 2009).

The respective signatures associated with metallic contaminants stemming from urban activities versus Ni exploitation industries are different (Mihaylov et al., 2000; Hédouin et al., 2008; Metian et al., 2008; Hao et al., 2013). Theoretically, this difference provides means to distinguish the sources of contamination. In practice contamination processes are often complex and unclear when examined across large spatial scales and different taxa are generally used to monitor geographical variations of bioavailable metal concentrations in their environment (Rainbow, 1995; Bustamante et al., 2003). Using widely distributed organisms accessible all year round may provide comparative data across the entire lagoon and would permit to take into account seasonal fluctuations (Burger, 2006). Importantly, the selected organisms must be sedentary to ensure that information is spatially precise. Further, using predators enable to integrate underlying trophic levels. Finally, a low-cost, efficient and fast sampling (thus simple) technique is desired.

In New Caledonia, anguilliform fish fulfill these criteria. These predators are widespread and abundant in the whole lagoon (Ineich et al., 2007; Brischoux and Bonnet 2008). Following a pelagic larval stage, they settle on the seafloor and become sedentary (Abrams et al., 1983). More generally, fish are considered as efficient bio-indicators to assess contamination in marine ecosystems (Gopal et al., 1997; van der Oost et al., 2003; Ashraf et al., 2012). Recent researches showed that using specialized top-predators (sea kraits, *Laticauda* spp.), and large numbers of anguilliform fish can be easily collected all year round in the coral reefs of the western Pacific Ocean (Reed et al., 2002; Brischoux et al., 2007, 2009a, 2009b; Bonnet, 2012). Two species of amphibious sea kraits (*Laticauda laticaudata* and *Laticauda saintgironsi*) are very abundant and widespread in New Caledonia (Bonnet, 2012). Tens of thousands of snakes prospect the seafloor around their home islet and come back on land to digest where they can be easily captured. They swallow their prey whole; a gentle forced regurgitation enabled to collect the fish without consequence for the snakes (Fauvel et al., 2012). They are philopatric and sedentary (Brischoux et al., 2009c). Using the network of sea krait colonies spread across the entire lagoon, including coastal sites and remote islets, most of the reef ecosystems can be monitored with a high spatial resolution (Bonnet, 2012).

Although many contamination studies have been conducted in fish, concentration levels of some important trace elements such as Co, Cr, Mn, Ni, Se, and V have rarely been investigated (Eisler, 2010; Metian et al., 2013). These later elements were analyzed in the present study to generate baseline data on sedentary tropical fish. The first mandatory issue to gauge the possible usefulness of anguilliform fish to probe contamination status of the lagoon is to examine to what extent anguilliform fish actually accumulate trace elements: very low concentrations or a lack of variation (e.g. among individuals, sites...) would make these organisms useless for ecotoxicology investigations. Consequently, the following questions were examined in the present study: (i) Do anguilliform fish accumulate trace element contaminants? (ii) Do contamination levels vary spatially? And, (iii) do contaminant levels correlate differentially with respect to mining or urban sources?

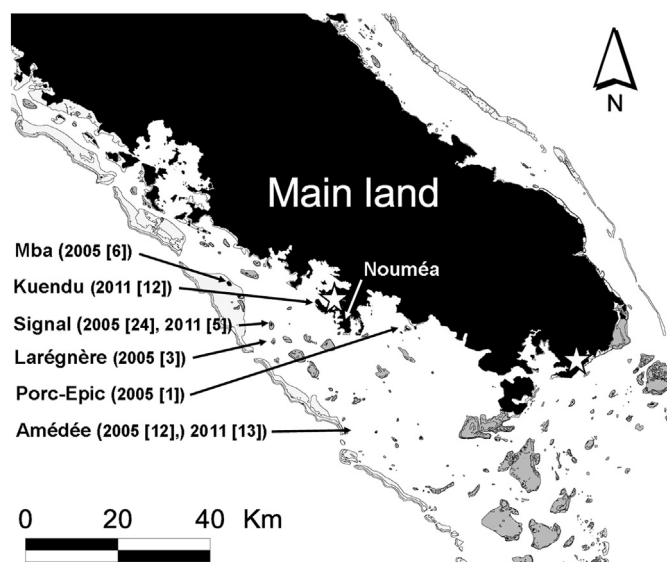


Fig. 1. Map of the study area. In each study site sampling year and sample size (N) are indicated. The two stars show two nickel factories (SLN near Nouméa and Goro Nickel at the southern tip of the main land). Black areas indicate emergent land (mainland and islands); gray areas represent coral reef flats. The barrier reef and other fringing reefs are represented by light gray areas. Kuendu and Porc Epic are close to the mainland (Coastal Sites), Amédée is near the barrier reef (Barrier Reef Site), and the others (e.g. Signal) are in an intermediate situation (Mid-Lagoon Sites).

2. Materials and methods

2.1. Study sites

Study sites were situated in the Southwest lagoon, encompassing an important ~25 km spatial gradient between the coast and the barrier reef (Fig. 1). Anguilliform fish were sampled during two main periods: summers 2005 and 2011. We aimed to assess presumably heavily contaminated sites (e.g. Kuendu beach, nearby a nickel factory and the main urban and industrialized area, Fig. 1) and presumably less/not impacted sites (e.g. Amédée Island, nearby the barrier reef and thus largely influenced by the open ocean, Fig. 1). From 2005 to 2011, in the course of a long-term study, several sites were added (Bonnet, 2012). For analyses three main site categories were considered along the coast–barrier reef gradient (Fig. 1): a) near the mainland (2 coastal sites, CS), b) intermediate situation between the coast and the barrier reef (3 mid-lagoon sites, MS), and c) remote site near the barrier reef (1 barrier reef site, BS).

Table 1

List of the anguilliform fish sampled (second column) for their trace element content. Several fish were not accurately identified (e.g., head + half of the body missing). Predator refers to the sea krait from which the fish were obtained: LS stands for *Laticauda saintgironsi*; LL stands for *Laticauda laticaudata*.

Year	Fish species	Predator species	
		LS	LL
2005	<i>Conger</i> spp.	3	6
2011	<i>Conger</i> spp.	2	15
2005	<i>Gymnothorax albimarginatus</i>	0	9
2011	<i>G. chilospilus</i>	11	1
2005	<i>G. fimbriatus</i>	8	0
2005	<i>G. margaritoforus</i>	10	0
2005	<i>Myrophis microchir</i>	0	10
2005	Unidentified	2	2
2011	Unidentified	0	1
	Total	36	44

2.2. Fish samples

Anguilliform fish were obtained from sea snakes, *L. laticaudata* and *L. saintgironsi*, via gentle forced regurgitation (see Brischoux et al., 2007 for details). Each prey item was identified to the nearest taxonomic levels (Böhlke et al., 1999; Smith, 1999a,b; Smith and McCosker, 1999, see Brischoux et al., 2007). In the current study a random sub-sample of 80 fish was taken among more than 1500 prey and thus represented the main prey species consumed by the two species of sea kraits (see Brischoux et al., 2007, 2009a). The head was lacking in roughly 50% of the samples, sometimes half of the body was also lacking, consequently five identifications at the species level were problematical (Brischoux et al., 2007; Table 1). Table 1 provides a list of the prey examined. Trace elements were analyzed in 80 fish belonging to seven species, among which 50 were collected in 2005 and 30 in 2011 (Table 1). The respective foraging ecology of the two sea krait species provides complementary information and a mean to assess different seafloors (e.g. soft bottoms versus hard reefs; Brischoux et al., 2007).

2.3. Tissues examined

The fish were not immediately dissected, they were stored in the field at -25°C and they were later lyophilised in the laboratory. For analyses, 200 to 400 mg of dorsal tissues was removed from the dried specimens; therefore, the tissues represented in the sampling were essentially muscles (e.g. very small bones were possibly included). Digestion is highly polarized in sea kraits, important parts of the prey are usually not degraded by digestive fluids (i.e. still covered with skin) whereas one third of the prey are totally intact (Brischoux et al., 2007). We systematically used well preserved parts of the fish. Liver and kidneys where trace element concentrations are usually the highest were not sampled because lyophilisation precluded isolating easily these small organs. Importantly, using muscles provided a mean for comparison with a recent study that also analyzed trace element contamination in the muscles of 22 reef fish species (Metian et al., 2013).

2.4. Contaminant assays

The total Hg concentrations in the powder obtained from the tissues were determined by analyzing Hg directly with an Advanced Mercury Analyzer (ALTEC AMA 254) on aliquots ranging from 5 to 50 mg of dry sample weighed to the nearest 0.01 mg (Bustamante et al., 2006). The analysis of Ag, As, Cd, Co, Cr, Cu, Fe, Mn, Ni, Pb, Se, V and Zn required an extra step in the preparation protocol. From 150 to 300 mg of each sample was microwave digested in a mixture of 3 ml of suprapure nitric acid (VWR/Merck) and 1 ml of suprapure chloridric acid (VWR/Merck), and then diluted to 25 ml with deionized water. These 13 elements were then analyzed by Inductively Coupled Plasma Atomic Emission Spectrometry (Varian Vista-Pro ICP-OES) and Mass Spectrometry (ICP-MS II Series Thermo Fisher Scientific). To avoid trace element contamination, all glass and plastic utensils used were washed with detergent, soaked in a bath of mixed nitric (35 ml l^{-1}) and chlorhydric (50 ml l^{-1}) acids for a minimum of 24 h, rinsed 3 times in deionized (Milli-Q quality) water and dried in an oven at 50°C before use.

Accuracy and reproducibility of the preparation were tested by preparing analytical blanks and replicates of lobster hepatopancreas (TORT-2) and dog-fish liver (DOLT-3) reference standards (National Research Council, Canada) along with each set of samples. Results for the certified reference materials were in good agreement with the certified values and recovery rates varied from 83% to 109%. The detection limits ($\mu\text{g g}^{-1}$ dry wt.) were 0.005 (Hg), 0.02 (Ag, Cd, Co, Cr, Pb), 0.1 (Cu, Mn, Se), 0.2 (As), 0.3 (Ni), 0.33 (V), and 3.3 (Fe, Zn). Trace element concentrations are expressed in $\mu\text{g g}^{-1}$ of dry weight (dw).

2.5. Data analyses

Possible interferences by ArC or ClO did not influence Cr and Ni analyses using ICP-MS as shown by the accurate CRM references in all tests. As the data were not normally distributed (Shapiro Wilk tests, P -values < 0.05), Log transformed data to meet normality prior analyses were used. For comparisons across studies trace element concentrations were presented as non-transformed values in tables and figures. Two species of sea kraits were used to sample fish, but they forage in different sea floors (Brischoux et al., 2007); analyses failed to reveal a sea snake species effect for two major trace elements associated with Ni industry however (Ni and Co). Statistics were performed using Statistica 10.0 (Statsoft 1984–2011).

3. Results

3.1. Trace element concentrations in fish

All the trace elements assessed were detected in the fish, in variable concentrations however (Table 2). For instance, Fe and Zn were the most abundant elements whereas low mean concentrations of Ag and Hg were observed (Table 2). Very high maximal values of trace elements were found in several individuals (e.g. As, Cr, Cu, Mn, Ni; respectively, $118\text{ }\mu\text{g g}^{-1}$, $35.7\text{ }\mu\text{g g}^{-1}$, $19.2\text{ }\mu\text{g g}^{-1}$, $19.9\text{ }\mu\text{g g}^{-1}$ and $18.0\text{ }\mu\text{g g}^{-1}$ dw, Table 2). Overall, considering mean and maximal values, concentrations of most trace elements were relatively elevated (Table 2). In the sampling, the coefficient of variation of trace element concentrations ranged from 28% for V to 296% for Ag. Some elements varied slightly (i.e. Hg, Se, V, and Zn) whereas Ag, As, Cr, Ni and Pb showed high CV.

For several trace elements no statistical difference was found among the different fish species (Fig. 2). For example Ni or Co concentrations were not significantly different between the fish species (ANOVA with trace element concentrations as the dependent variable and fish species as the factor, $F_{6, 73} = 2.077$, $P = 0.066$ and $F_{6, 73} = 0.666$, $P = 0.677$, respectively); therefore, for these trace elements the fish species were pooled for several analyses. For other trace elements (e.g. As: $F_{6, 73} = 14.674$, $P < 0.001$), significant differences were found among fish species precluding pooling them for analyses (Fig. 2).

3.2. Associations between trace elements

Concentrations of trace element typically released by nickel exploitation (e.g. Ni, Co, Cr, Mn) were correlated (Fig. 3). Similarly, concentrations of trace elements usually found nearby urban areas (e.g. Ag, Cu) were correlated (Fig. 3). More precisely, Cr and Ni concentrations were highly correlated ($r = 0.80$, $F_{1, 78} = 144.93$,

Table 2

List of the trace elements assayed in the anguilliform fish (first column), all fish species pooled. Sample size (N), mean values (expressed in $\mu\text{g g}^{-1}$), standard deviation (SD), coefficient of variation (CV, expressed in %) and range (min-max) are provided.

Element	N	Mean \pm SD	CV	Min	Max
Ag	80	0.052 \pm 0.154	296	0.005	1.35
As	80	10.5 \pm 18.2	173	0.1	118
Cd	80	0.285 \pm 0.266	83	0.010	1.39
Co	80	0.15 \pm 0.09	60	0.034	0.68
Cr	80	5.53 \pm 6.99	126	0.11	35.7
Cu	80	5.2 \pm 3.8	73	0.9	19.2
Fe	80	63 \pm 47	75	11	235
Hg	30	0.065 \pm 0.034	52	0.015	0.152
Mn	80	4.3 \pm 3.1	72	0.5	19.9
Ni	80	2.84 \pm 3.38	119	0.39	18.0
Pb	80	0.438 \pm 0.636	145	0.010	4.88
Se	30	1.78 \pm 0.94	53	0.67	4.65
V	30	0.43 \pm 0.12	28	0.29	0.83
Zn	80	77 \pm 34	44	22	158

Anguilliform fish reveal large scale contamination by mine trace elements in the coral reefs of New Caledonia.

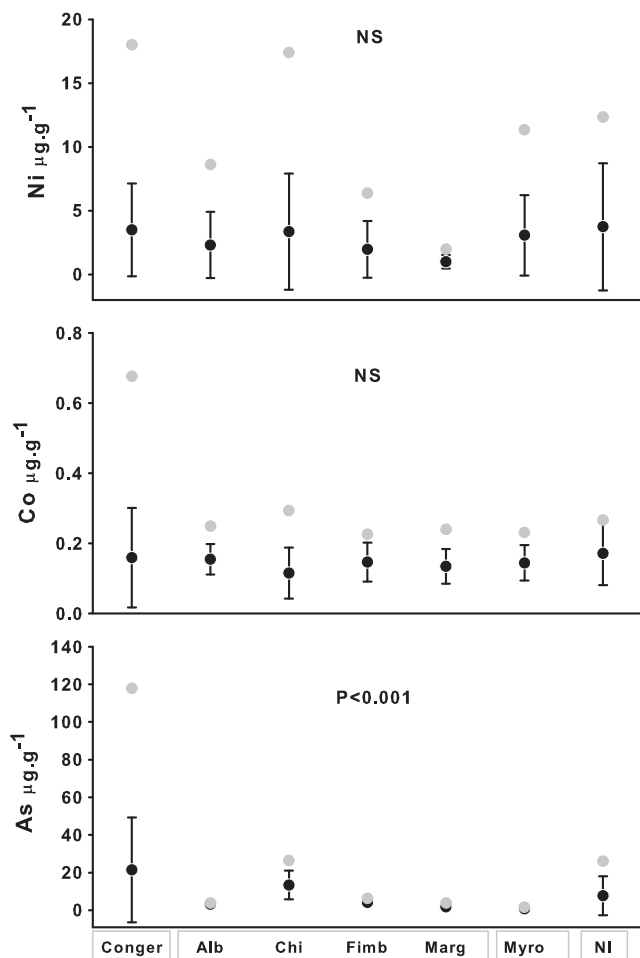


Fig. 2. Comparisons between mean (\pm SD; black symbols and error bars) and maximal values (gray circles) of several trace elements measured in the muscles of different species of anguilliform fish. Fish were grouped as follow: congers-eels (Conger), Moray-eels (Alb to Marg), Snake-eels (Myro) and non identified (NI). Full names and sample size are provided in Table 1. Although significant differences were detected between fish species for several trace element (e.g. As, $P < 0.001$, see text) or not for others (e.g. Ni, Co, $P < 0.05$, see text), important overlapping was observed in all cases (not all trace elements displayed). NS stands for non significant.

$P < 0.001$; Fig. 3). Ni concentrations also correlated with Co ($r = 0.63$, $F_{1, 78} = 50.22$, $P < 0.001$), Fe ($r = 0.76$, $F_{1, 78} = 106.43$, $P < 0.001$), and Mn ($r = 0.28$, $F_{1, 78} = 6.05$, $P = 0.016$) but not with other trace elements (all $P > 0.15$; Fig. 3). To identify the main contributors to the variation in Ni concentrations, a backward stepwise regression analyses were performed by including the other trace elements (only those where $N = 80$ included). Three trace elements were retained in the final model: Co, Cr and Fe ($r^2 = 0.82$).

Among other trace elements, Ag, Cd, Cu, Pb and Zn are usually recognized as contaminants that originate from urban sources (Martin et al., 1988; Sañudo-Willhelmy and Flegal, 1992; Callender and Rice, 2000). Using backward stepwise regression with Cu as the dependent variable, two trace elements were retained in the final model: Pb and Zn ($r^2 = 0.66$). Variations in Ag and Pb concentrations were explained respectively by variations in Cd and Cu concentrations ($r^2 = 0.26$ and 0.54 respectively); yet most of the variance remained unexplained for “urban” trace elements.

3.3. Spatial and annual variations

Focusing on Co and Ni (two elements that did not show fish species effect) and comparing the sites with sufficient sample size ($N > 10$ fish)

along the coast–barrier reef gradient (Kuendu – Signal – Amédée, Fig. 1), significant effects (ANOVA with Ni concentrations as the dependent variable and site as the factor: $F_{2, 63} = 6.92$, $P = 0.002$) were detected. Post-hoc tests revealed that the fish originating from the site near the nickel factory (Kuendu) were the most contaminated ($P < 0.005$), with no significant difference between the fish from the two other sites ($P = 0.281$). Using Co concentrations, the fish from Kuendu were the most contaminated (same design ANOVA, $P = 0.003$, post-hoc tests $P < 0.01$). Considering the strong correlations between Ni and Co concentrations, this later result was expected. Further analyses including years as an additional factor led to similar trends, showing that the year of sampling had no effect in the fish examined. Using the main site categories (CS, MS, BS), and hence increasing both sample size and spatial coverage, provided similar results showing significant differences along the gradient from the coast to the barrier reef ($F_{2, 77} = 5.90$, $P = 0.004$ for Ni; $F_{2, 77} = 10.90$, $P < 0.001$ for Co; all post-hoc tests $P < 0.001$; Fig. 4).

For other trace elements (e.g. Cr, Fe), fish species effects precluded robust spatial and time analyses (Table 1). However, disregarding this caveat, crude investigations suggested significant costal/barrier reef contamination gradient with the highest values near the factory (all $P < 0.001$). For other trace elements that are not associated with Ni industry (e.g. Ag, Cd, Fe, Pb, Zn) no clear spatial patterns were detected. For example, the fish from Signal (a mid-lagoon site, MS) exhibited the highest Fe concentrations. Nonetheless, the fish sampled in the most remote site (barrier reef site, BS) systematically exhibited lower values.

4. Discussion

The main objective of this study was to assess large scale contamination by trace elements in one of the main marine biodiversity hotspots of the planet – the lagoon of New Caledonia (Myers et al., 2000) – subjected to possible contamination by one of the world largest Ni-industries (New Caledonia is ranked among the four major Ni producers). Previous investigations suggested that contamination by trace elements was limited to benthic animals belonging to low trophic levels and living in the seafloors situated near the main Ni-factory. Most studies were limited to coastal sites and focused on algae, bivalves and ascidians (Monniot et al., 1994; Hédouin et al., 2007, 2008, 2009, 2011; Metian et al., 2008). They revealed substantial local contamination by trace elements associated with Ni exploitation (Ni, Cr, Co, and Mn). In contrast, studies carried out on pelagic organisms (i.e. nautiluses and marine mammals) did not reveal evidences of Ni contamination out of the lagoon (Bustamante et al., 2000, 2003; Pernice et al., 2009). A recent study performed on a sample of 62 individuals belonging to 22 neritic fish species (including grazers and predators) reported low concentrations of the trace elements typical from mining activity and a lack of significant difference between sites (Metian et al., 2013). Yet, this study was essentially based on fish captured near the coast, only 5 specimens originated from a roughly defined area of the southern lagoon, and the barrier reef area were not sampled (see Metian et al., 2013 for details). The present study is thus complementary by focusing on predatory fish and encompassing a wide spatial scale, from the coast to the barrier reef.

Results on benthic predatory anguilliform fish suggest that Ni and Cr contamination occurs in coral reef on large spatial scales in New Caledonia. Concentrations of Co, Cr and Ni were particularly elevated in comparison to the data reported in other reef fish, either considering New Caledonia or fish from other reef ecosystems (Denton and Burdon-Jones, 1986; Eisler, 2010; Metian et al., 2013). A comparison with the values recently reported in 22 fish species in New Caledonia lagoon and using similar assay methodology shows that anguilliform fish exhibits higher concentrations of mine trace elements (Fig. 5). Moreover, mean and maximal concentrations of Cr, Mn and Ni observed in the muscle-tissues of anguilliform fish largely exceeded those specifically measured in the liver of other fish (Fig. 5 and Table 2 in

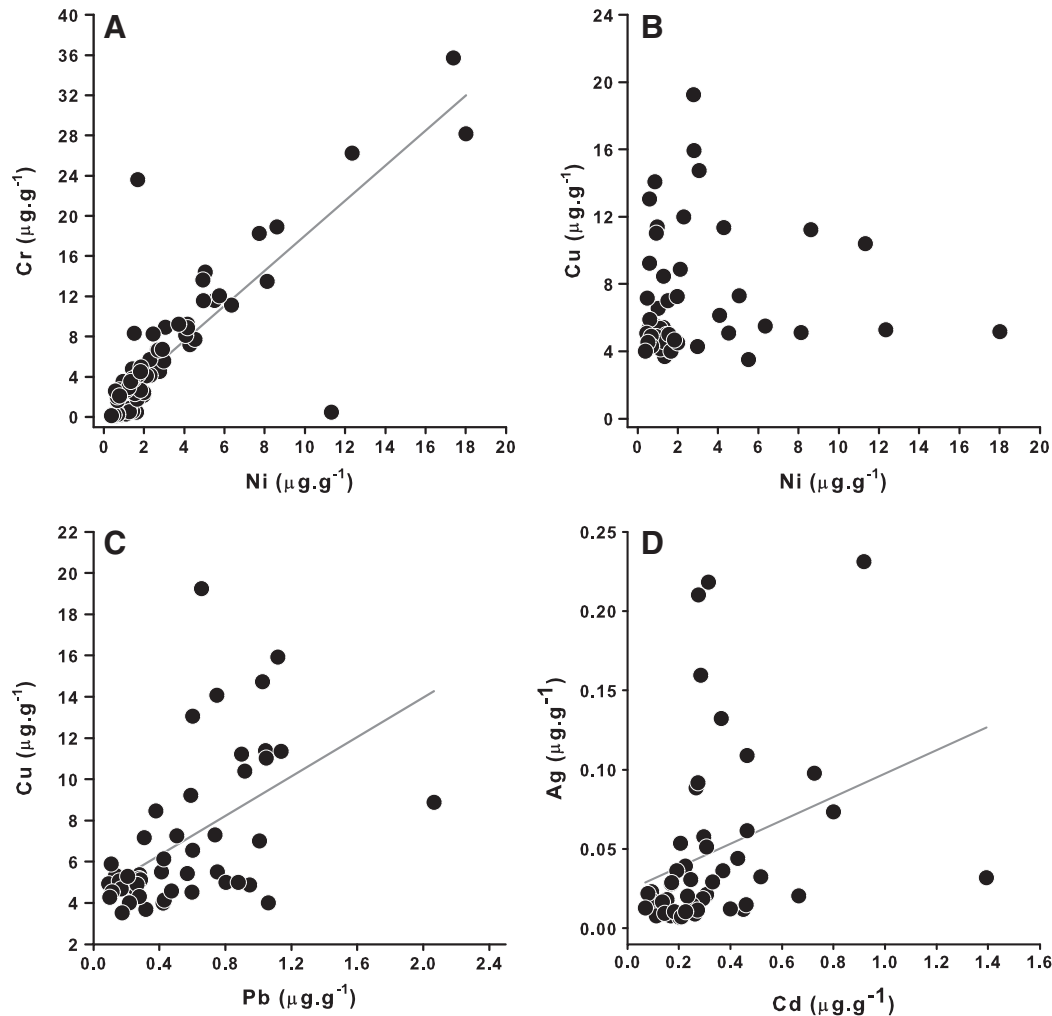


Fig. 3. Relationships between the concentrations of several trace elements measured in 80 anguilliform fish. Graph-A displays significant correlation between two trace elements typically released in the environment by nickel industry (Ni & Cr), the dashed gray lines indicate high level threshold according to the literature. Graph-B displays a lack of relationship between a Ni and Cu respectively associated with mining versus urban activities. The bottom graphs (C & D) display significant correlations between trace elements typically associated with urban activity.

Metian et al., 2013); suggesting a fortiori that moray eels and congers were highly contaminated.

Several reasons might explain why anguilliform fish exhibited very high concentrations of trace elements. Moray eels and congers are sedentary predators that forage on the seafloor (as their reptilian predators, Brischoux et al., 2009c). Trace elements might be more concentrated in the sediment/coral matrix used by anguilliform fish compared to the water column situated above where the 22 other fish species were sampled. This also suggests that mine trace elements were readily bioavailable for the anguilliform fish from the dissolved phase and that they were retained efficiently in fish tissues as shown experimentally for Co and Cr (Jeffree et al., 2006). In addition, trace elements can be transferred and accumulated through the food chain up to anguilliform fish. Isotopic analyses revealed that anguilliform fish occupy a very elevated predatory rank in the complex trophic chains of the seafloors of the lagoon (Brischoux et al., 2011). However, with the exception of Hg, trace metals such as Cd, Co, Cr, Cs, Mn and Zn do not biomagnify under normal conditions in predator fish feeding on a piscivorous diet (Mathews et al., 2008). Finally, particular life history and physiological traits (e.g. longevity) might be involved in the resulting bioaccumulation, these issues remain undocumented however.

Considering the sedentary and philopatric habits of the studied organisms (anguilliform fish and sea kraits) the present results can be confidently examined at a spatial scale that allows comparisons with little (or lack of) overlap among the selected sites (Fig. 1). The present results revealed that important contamination by mine trace elements spreads through the lagoon, from the coast to the barrier reef following a decreasing concentration gradient (Fig. 4). The fish sampled close to Nouméa are exposed to industrial (notably SLN Ni factory) and urban contaminations; they displayed highest concentrations for mine trace elements (e.g. Ni) and for several urban trace elements (e.g. Ag; Martin et al., 1988; Sañudo-Willhelmy and Flegel, 1992; Cossa et al., 1993). These results are in agreement with previous works on algae, bivalves and coral groupers collected in urban areas (Hédouin et al., 2009; Metian et al., 2008, 2013). Therefore, anguilliform fish seem to accurately reflect coastal industrial and urban contaminations. However, the present results partly contrast with those of Metian et al. (2013) that did not find spatial differences in Co, Cr and Ni concentrations in the tissues of the coral grouper *Plectropomus leopardus* from different coastal sites of the southern New Caledonia lagoon. The anguilliform fish from the most remote area approximately 20 km offshore near the barrier reef (Amédée) and located in a pass, were the less contaminated by trace elements associated with nickel industry. Investigations in deep

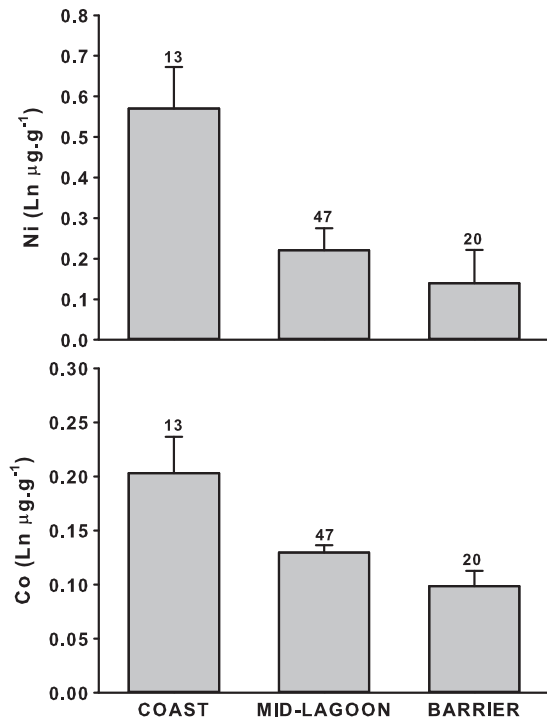


Fig. 4. Mean concentration (Log transformed) of two trace elements associated with mining activity (Ni and Co) measured in fish collected in coastal, mid-lagoon and barrier reef sites (see Fig. 1 for geographical positions). Mean are expressed with their standard error and sample size.

pelagic species indicate that contamination drops sharply out of the lagoon (Bustamante et al., 2000; Pernice et al., 2009; Bustamante et al., 2003). The lagoon is characterized by shallow waters (15 m on average in the sampled area) whilst very deep waters occur after the barrier reef (depth >500 m ~3 km after the drop-off) allowing the dilution of contaminated waters.

Unexpectedly, relatively high contamination levels for several urban trace elements were also recorded in Signal and Amédée that are respectively situated 15 km and 20 km offshore. These two islets have been used during decades as rubbish tips and impacted by oil contamination (e.g. large petrol tanks are still stored on Amédée); the garbages produced by important tourist activity (hundreds of tourists

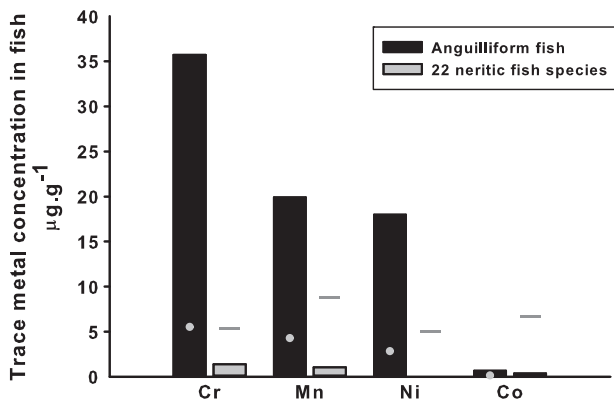


Fig. 5. Comparison of the maximal concentration of four trace elements associated with mining activity (Cr, Mn, Ni and Co) measured in the muscles of anguilliform fish (black bars) versus a pool of 22 neritic fish by Metian et al., 2013 (gray bars). To facilitate comparison, the gray dots indicate mean values (not maximal) for anguilliform fish (N = 80; muscles); and the gray horizontal lines indicate the maximal values recorded in the liver of the pool of 22 neritic fish studied by Metian et al., 2013.

per day) are still directly burned in open fires. In both sites large rubbish layers buried during the Second World War (and later) are regularly excavated by high tides (pers. obs). Sea kraits take approximately one third of their prey in the vicinity of their home islet (in a <1 km radius, Brischoux et al., 2007), local contamination remains possible. Alternatively, trace elements such as Fe or Zn that can be relatively abundant in the absence of anthropogenic contamination might naturally accumulate in anguilliform fish (Eisler, 2010). Further investigations are needed to evaluate the influence of human activity versus natural processes on the concentrations of these different trace elements.

The great contamination variability observed for several trace elements was expected; analyses were based on samples collected over a large spatial gradient (and with six years interval between the two sampling periods). Further, different fish species were pooled to perform several analyses. Finer assessment is thus necessary to take into account the respective ecology and biology of each fish species. Thus, several ecological and methodological issues should be addressed (e.g. regarding the foraging ecology of anguilliform fish) to better interpret the concentration levels and variations observed. However, no species effect was detected for major mine trace elements whereas elevated values were observed in all fish species. Moreover, the fish containing the highest quantity of Ni also exhibited the highest concentrations of Co, Cr, and Mn and they were found in the area situated near one of the main nickel factory. Thus major conclusions were robust and anguilliform fish might be appropriate candidates to monitor contamination by trace elements associated with Ni exploitation.

Although the respective contribution of multiple sources on contamination in benthic predators such as anguilliform fish cannot be teased apart, the present results show that contamination by trace elements is a large scale problem largely underestimated in a major biodiversity hotspot. Several axes for future researches can be proposed. Trace element levels should be measured across trophic chains, from sediments to sea kraits. Using the network of sea krait populations (Bonnet, 2012), a large spatial scale investigation would permit such assessment and to extent analyses to POPs and ultimately to examine consequences on populations (Cavanagh et al., 1999; Bishop and Rouse, 2006; Burger et al., 2007; Rezaie-Atagholipour et al., 2012). Yet, New Caledonian waters are naturally enriched in different trace elements, and many organisms may be well adapted to high trace element concentrations. Alternatively, fast developing urbanization and mining activities may cause deleterious pollution.

Conflict of interest

We declare no conflict of interest.

Acknowledgments

We thank I. Ineich (France), E. Potut (Scaphca) and R. Shine (University of Sydney) and many field volunteers. The study was carried out under permits 6024-179/DRN/ENV, 6024-3601/DRN/ENV and 503/DENV/SMER issued by the DENV New Caledonia. MJB was funded by a UNC-ED fellowship and the Total Foundation. Assays were financially supported by LIENSs laboratory.

References

- A2EP Agence pour l'Eau et l'Environnement du Pacifique. Macro-schéma d'assainissement de la Nouvelle-Calédonie. Rapport d'Etape 1, 061/08/E/NC; 2009135.
- Abrams RW, Abrams MD, Schein M. Diurnal observations on the behavioural ecology of *Gymnothorax moringa* (Cuvier) and *Muraena miliaris* (Kaup) on a Caribbean coral reef. *Coral Reefs* 1983;1:185–92.
- Ambatsian P, Fernex F, Bernat M, Parron C, Lecolle J. High metal inputs to closed seas: the New Caledonian Lagoon. *J Geochem Explor* 1997;59:59–74.
- Ashraf MA, Maah MJ, Yusoff I. Bioaccumulation of heavy metals in fish species collected from former tin mining catchments. *Int J Environ Res* 2012;6:209–18.
- Bird ECF, Dubois JP, Itlis JA. The impact of opencast mining on the rivers and coasts of New Caledonia. The United Nation University, NRTS-25/UNUP-505; 1984 [53 pp.].

- Bishop CA, Rouse JD. Polychlorinated biphenyls and organochlorine pesticides in plasma and the embryonic development in Lake Erie water snakes (*Nerodia sipedon insularum*) from Pelee Island, Ontario, Canada (1999). *Arch Environ Contam Toxicol* 2006;51:452–7.
- Böhlke EB, McCosker JE, Smith DG. Muraenidae. In: Carpenter KE, Niem VH, editors. *FAO species identification guide for fishery purposes. The living marine resources of the Western Central Pacific*. Rome: FAO; 1999. p. 1643–57.
- Bonnet X. Long term field study of sea kraits in New Caledonia: fundamental and conservation issues. *Integr Comp Biol* 2012;52:281–95.
- Brischoux F, Bonnet X, Shine R. Foraging ecology of sea kraits (*Laticauda* spp.) in the Neo-Caledonian lagoon. *Mar Ecol Prog Ser* 2007;350:145–51.
- Brischoux F, Bonnet X, Shine R. Determinants of dietary specialization: a comparison of two sympatric species of sea snakes. *Oikos* 2009a;118:145–51.
- Brischoux F, Bonnet X, Legagneux P. Are sea snakes pertinent bio-indicators for coral reefs? A comparison between species and sites. *Mar Biol* 2009b;156:1985–92.
- Brischoux F, Bonnet X, Pinaud D. Fine scale site fidelity in sea kraits: implications for conservation. *Biodivers Conserv* 2009c;18:2473–81.
- Brischoux F, Bonnet X, Cherel Y, Shine R. Isotopic signatures, foraging habitats and trophic relationships between fish and reptile, top-predators on the coral reefs of New Caledonia. *Coral Reefs* 2011;30:155–65.
- Burger J. Bioindicators: a review of their use in the environmental literature 1970–2005. *Environ Bioindic* 2006;1:136–44.
- Burger J, Campbell KR, Murria S, Campbell TS, Gaines KF, Jeitner C, et al. Metal in blood, muscle and liver of water snakes (*Nerodia* spp.) from New Jersey, Tennessee and South Carolina. *Sci Total Environ* 2007;373:556–63.
- Bustamante P, Grigioni S, Boucher-Rodoni R, Caurant F, Miramand P. Bioaccumulation of 12 trace elements in the tissues of the nautilus *Nautilus macromphalus* from New-Caledonia. *Mar Pollut Bull* 2000;40(8):688–96.
- Bustamante P, Garrigue C, Breau L, Caurant F, Dabin W, Greaves J, et al. Trace elements in two odontocetes species (*Kogia breviceps* and *Globicephala macrorhynchus*) stranded in New Caledonia (South Pacific). *Environ Pollut* 2003;124:263–71.
- Bustamante P, Lahaye V, Durnez C, Churlaud C, Caurant F. Total and organic Hg concentrations in cephalopods from the North East Atlantic waters: influence of geographical origin and feeding ecology. *Sci Total Environ* 2006;368:585–96.
- Callender E, Rice KC. The urban environmental gradient: anthropogenic influences on the spatial and temporal distributions of lead and zinc in sediments. *Environ Sci Tech* 2000;34:232–8.
- Cantin NE, Negri AP, Willis BL. Photoinhibition from chronic herbicide exposure reduces reproductive output of reef-building corals. *Mar Ecol Prog Ser* 2007;344:81–93.
- Cavanagh JE, Burns KA, Brunskill GJ, Coventry RJ. Organochlorine pesticide residues in soils and sediments of the Herbert and Burdekin River regions, north Queensland, implications for contamination of the Great Barrier Reef. *Mar Pollut Bull* 1999;39:367–75.
- Chouvelon T, Warnau M, Churlaud C, Bustamante P. Hg concentrations and related risk assessment in coral reef crustaceans, molluscs and fish from New Caledonia. *Environ Pollut* 2009;157:331–40.
- Cossa D, Elbaz-Poulichet F, Gnassia-Barelli M, Roméo M. Le plomb en milieu marin, biogéochimie et écotoxicologie. *Repères océan*, 3. IFREMER; 1993.
- Denton GRW, Burdon-Jones C. Trace metals in fish from the Great Barrier Reef. *Mar Pollut Bull* 1986;42:224–32.
- Eisler R. Chapter 3: fishes. In: Eisler R, editor. *Compendium of trace metals and marine biota: Volume 2: Vertebrates*. New York: Elsevier Science; 2010. p. 39–221.
- Fauvel T, Brischoux F, Briand MJ, Bonnet X. Do researchers impact their study populations? Assessing the effect of field procedures in a long term population monitoring of sea kraits. *Amphibia Reptilia* 2012;33:365–72.
- Garcin M, Baills A, Le Cozannet G, Bulteau T, Auboin AL, Sauter J. Pluri-decadal impact of mining activities on coastline mobility of estuaries of New Caledonia (South Pacific). *J Coast Res Spec Issue* 2013;65:494–9.
- Gopal V, Parvathy S, Balasubramanian PR. Effect of heavy metals on the blood protein biochemistry of the fish *Cyprinus carpio* and its use as a bio-indicator of pollution stress. *Environ Monit Assess* 1997;48:117–24.
- Hao Y, Chen L, Zhang X, Zhang D, Zhang X, Yu Y, et al. Trace elements in fish from Taihu Lake, China: Levels, associated risks, and trophic transfer. *Ecotoxicol Environ Saf* 2013;90:89–97.
- Hédouin L, Pringault O, Metian M, Bustamante P, Warnau M. Nickel bioaccumulation in bivalves from the New Caledonia lagoon: seawater and food exposure. *Chemosphere* 2007;66:1449–57.
- Hédouin L, Bustamante P, Fichez R, Warnau M. The tropical brown alga *Lobophora variegata* as a bioindicator of mining contamination in the New Caledonian lagoon: a field transplantation study. *Mar Environ Res* 2008;66:438–44.
- Hédouin L, Bustamante P, Churlaud C, Pringault O, Fichez R, Warnau M. Trends in concentrations of selected metalloid and metals in two bivalves from the SW lagoon of New Caledonia. *Ecotoxicol Environ Saf* 2009;72:372–81.
- Hédouin L, Pringault O, Bustamante P, Fichez R, Warnau M. Transplantation experiments for the validation of two tropical marine bivalves as bioindicators of mining contamination in the New Caledonian lagoon. *Water Res* 2011;45:483–96.
- Ineich I, Bonnet X, Brischoux F, Kulbicki M, Séret B, Shine R. Anguilliform fishes and sea-kraits: neglected predators in coral-reef ecosystems. *Mar Biol* 2007;151:793–802.
- Jeffree RA, Warnau M, Teyssié JL, Markich SJ. Comparison of the bioaccumulation from seawater and depuration of heavy metals and radionuclides in the spotted dogfish *Scyliorhinus canicula* (Chondrichthys) and the turbot *Psetta maxima* (Actinopterygii: Teleostei). *Sci Total Environ* 2006;368:839–52.
- Lewis SE, Brodie JE, Bainbridge ZT, Rohde KW, Davis AM, Masters BL, et al. Herbicides: a new threat to the Great Barrier Reef. *Environ Pollut* 2009;157:2470–84.
- Lewis SE, Schaffelke B, Shaw M, Bainbridge ZT, Rohde KW, Kennedy K, et al. Assessing the additive risks of PSII herbicide exposure to the Great Barrier Reef. *Mar Pollut Bull* 2012;65:280–91.
- Manheim FT. Marine cobalt resources. *Science* 1986;232:600–8.
- Martin M, Stephenson MD, Smith DR, Gutierrez-Galindo EA, Flores Munoz G. Use of silver in mussels as a tracer of domestic wastewater discharge. *Mar Pollut Bull* 1988;19:512–20.
- Massabuau JC, Campbell P, Monnin C, Roux B. Etude de l'impact potentiel du rejet de l'effluent Goro Nickel dans le lagon sud de Nouvelle – Calédonie; 200661.
- Mathews T, Fisher NS, Jeffree RA, Teyssié JL. Assimilation and retention of metals in teleost and elasmobranch fishes following dietary exposure. *Mar Ecol Prog Ser* 2008;360:1–12.
- Metian M, Bustamante P, Hédouin L, Warnau M. Accumulation of trace elements in the tropical scallop *Comptopallium radula* from coral reefs in New Caledonia. *Environ Pollut* 2008;152:543–52.
- Metian M, Warnau M, Chouvelon T, Pedraza F, Rodriguez Y, Baena A, et al. Trace element bioaccumulation in reef fish from New Caledonia: influence of trophic groups and risk assessment for consumers. *Mar Environ Res* 2013;87–88C:26–36.
- Mihaylov I, Krause E, Colton DF, Okita Y, Duterque JP, Perraud JJ. The development of a novel hydro-metallurgical process for nickel and cobalt recovery from Goro laterite ore. *CIM Bull* 2000;93:124–30.
- Monniot F, Martoja R, Monniot C. Cellular sites of iron and nickel accumulation in ascidians related to the naturally and anthropic enriched New Caledonian environment. *Ann Inst Océanogr* 1994;70:205–16.
- Myers N, Mittermeier RA, Mittermeier CG, da Fonseca GAB, Kents J. Biodiversity hotspots for conservation priorities. *Nature* 2000;403:853–8.
- Ouillon S, Douillet P, Lefebvre JP, Le Gendre R, Jouan A, Bonneton P, et al. Circulation and suspended sediment transport in a coral reef lagoon: the south-west lagoon of New Caledonia. *Mar Pollut Bull* 2010;61:7–12.
- Parkinson R. Nickel plating and electroforming: essential industries for today and the future. NiDI Technical Series N° 10088. Nickel Institute; 2005 [30 pp.].
- Pernice M, Boucher J, Boucher-Rodoni R, Joannot P, Bustamante P. Comparative bioaccumulation of trace elements between *Nautilus pompilius* and *N. macromphalus* (Cephalopoda: Nautiloidea) from Vanuatu and New Caledonia. *Ecotoxicol Environ Saf* 2009;72:365–71.
- Pesin E, Blaize S, Lacoste D. Atlas climatique de la Nouvelle Calédonie, Météo France. New Caledonia: Nouméa; 1995.
- Rainbow PS. Biomonitoring of heavy metal availability in the marine environment. *Mar Pollut Bull* 1995;31:183–92.
- Reed RN, Shine R, Shetty S, Cogger H. Sea kraits (*Squamata: Laticauda* spp.) as a useful bioassay for assessing local diversity of eels (*Muraenidae, Congridae*) in the western Pacific Ocean. *Copeia* 2002;2002:1098–101.
- Rezaie-Atagholipour M, Riyahi-Bakhtiari A, Sajjadi M, Kong Yap C, Ghaffari S, Ebrahimi-Sirizi Z, et al. Metal concentrations in selected tissues and main prey species of the annulated sea snake (*Hydrophis cyanocinctus*) in the Hara Protected Area, northeastern coast of the Persian Gulf, Iran. *Mar Pollut Bull* 2012;64:416–21.
- Rhind SM. Anthropogenic pollutants: a threat to ecosystem sustainability? *Philos Trans R Soc Lond B* 2009;364:3391–401.
- Rogers CS. Responses to coral reefs and reef organisms to sedimentation. *Mar Ecol Prog Ser* 1990;62:185–202.
- Sañudo-Willhelmy S, Flegal R. Anthropogenic silver in the Southern California Bight: a new tracer of sewage in coastal waters. *Environ Sci Tech* 1992;26:2147–51.
- Smith DG. Myrocongridae: thin morays. In: Carpenter KE, Niem VH, editors. *FAO species identification guide for fishery purposes. The living marine resources of the Western Central Pacific*. Rome: FAO; 1999a. p. 1641–2.
- Smith DG. Congridae: Conger eels. In: Carpenter KE, Niem VH, editors. *FAO species identification guide for fishery purposes. The living marine resources of the Western Central Pacific*. Rome: FAO; 1999b. p. 1680–8.
- Smith DG, McCosker JE. Ophichthidae: snake eels, worm eels. In: Carpenter KE, Niem VH, editors. *FAO species identification guide for fishery purposes. The living marine resources of the Western Central Pacific*. Rome: FAO; 1999. p. 1662–9.
- van der Oost R, Beyer J, Vermeulen NPE. Fish bioaccumulation and biomarkers in environmental risk assessment: a review. *Environ Toxicol Pharmacol* 2003;13:57–149.
- Walker DI, Ormond RFG. Coral death from sewage and phosphate pollution at Aqaba, Red Sea. *Mar Pollut Bull* 1982;13:21–5.